



by  Ten47

Cable Protection Systems



Index

Introduction	3
CableGuard Features	4
Product Range	5
CableGuard in Action	6
<hr/>	
Single Channel Cable Covers	8
<hr/>	
Black Line 1, 2, 3 and 5 Channel- Low Profile	11
Black Line 5 Channel	12
<hr/>	
Red Line 3 Channel	14
Red Line 4 Channel	17
Red Line 5 Channel	18
<hr/>	
Black Line Modular Mobility Access Ramps	24
<hr/>	
Red Floor 2 Channel - 90mm	31
Red Floor 3 Channel - 65mm	32
Red Floor 3 Channel - 55mm	34
Red Floor 5 Channel - 31mm	37
Red Floor Modular Single Channel Dropover	42
<hr/>	
Personalised Logos	43
Assembly, Installation and Disassembly Guide	44
Declaration of Conformity	46

Introduction

Cableguards are manufactured in Scotland using high grade virgin polyurethane to our custom specification. It is extremely durable and a very cost-effective solution for the lifetime of the product. Over the years, we have developed an ever-expanding offering with three product lines. Blackline for smaller cables, Redline for larger cables and Redfloor is our modular system for large cables, channel counts and shallow ramps for sites with large numbers of people or wheelchair access.

The most important consideration when ordering Cableguards is the size of the cable or hose going through it, which affects the channel size. In general, it is far more cost effective to have spare channels than have a larger Cableguard than you need. The following table provides a list by size of the Cableguards we currently supply. If you have a particular need for a different channel number for a size and a reasonable quantity, then please consult with the factory to see if we can accommodate.

Channel Size	No. of Channels	Type	Part Number	Page
19mm	1	Blackline	BL1-19	11
19mm	1	Blackline Wheelchair	BL1-19-WR	24
19mm	2	Blackline	BL2-19	11
19mm	2	Blackline Wheelchair	BL2-19-WR	25
19mm	3	Blackline	BL3-19	11
19mm	3	Blackline Wheelchair	BL3-19-WR	26
19mm	5	Blackline	BL5-19	11
19mm	5	Blackline Wheelchair	BL5-19-WR	27
31mm*	5	Redline	RL5-31-LW	18
31mm*	5	Red Floor Centre	RF5-31-C	33
44mm	1	Red Floor Dropover	RFD-1-44	42
55mm	3	Redline	RL3-55-LW	14
55mm	3	Red Floor	RF3-55-C	33
55mm	4	Redline	RL4-55	17
55mm	5	Redline	RL5-55	22
60mm	3	Redline	RL3-60	16
65mm	3	Red Floor	RF3-65-C	32
90mm	2	Red Floor	RF2-90-C	31

* There is the option to order these parts with a scalloped lid to accommodate up to 33mm cables pages 19 and 40.

The red floor system can be configured to use either standard or wheelchair ramps and multiple centre sections.



Black Line 3 Channel

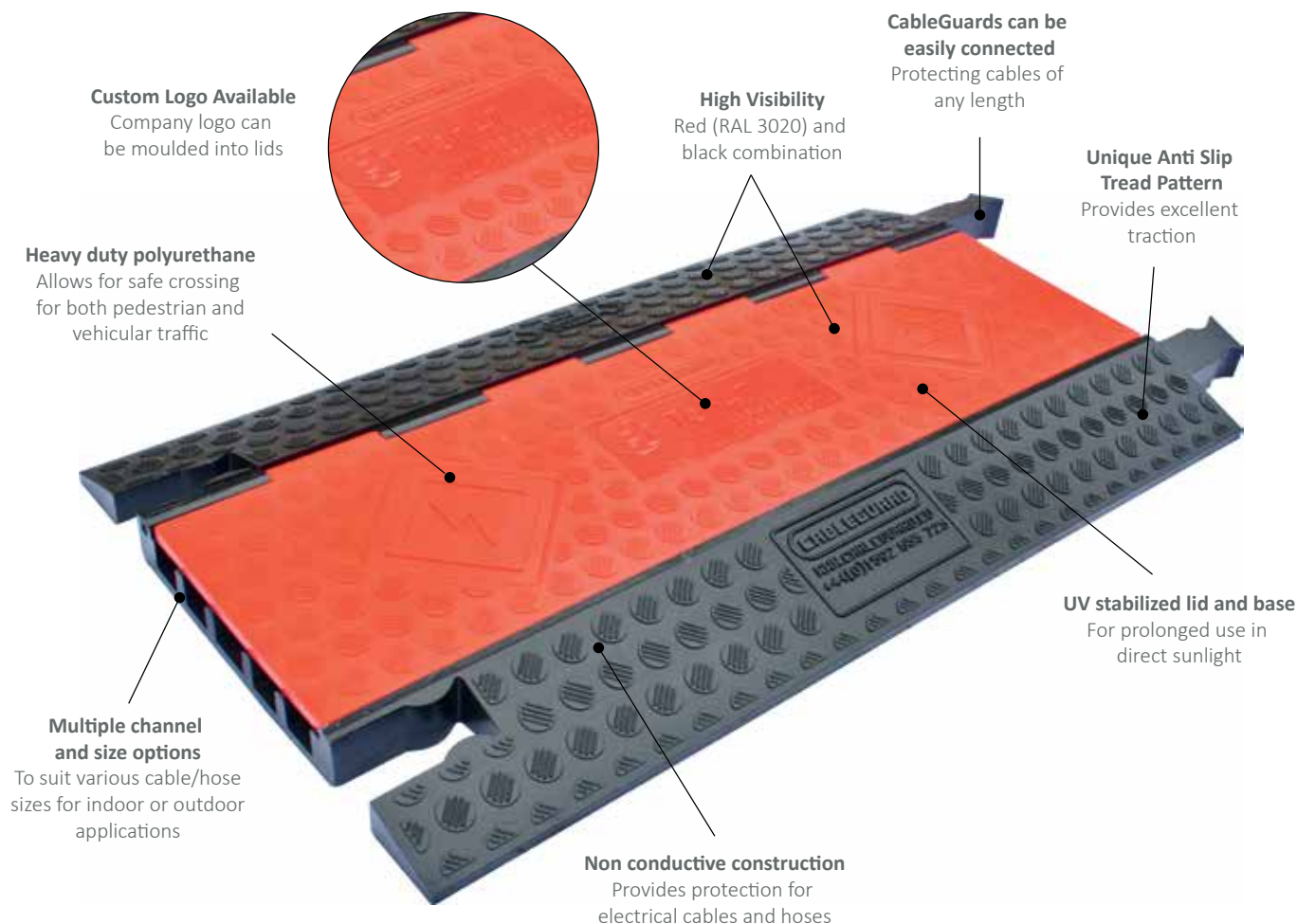


Black Line 5 Channel
Mobility Access Ramp



Red Line 5 Channel

CableGuard Features



SPECIFICATION	DESCRIPTION
IEC 60529:	Degrees of Protection provided by enclosures IP30XC.
EN13501-1 (B2):	Fire Resistance Class B2.
Statutory Instrument 1994:	3260 The Electrical Equipment (Safety) Regulations 1994.
RoHS Directive 2002/95/EC:	The Restriction of Hazardous Substances
IEC 80243 / ASTM D149:	Dielectric Strength 220KV maximum (Black Line = 110KV max).
Bs7671: 2018.	Requirements for Electrical Installations / IEE Wiring Regulations 18th Edition
Clause 412-03	Protection by barriers or enclosures.
Bs7909: 2023.	Code of practice for temporary electrical systems for entertainment and related purpose. Clause 8.8 Protection of cables on ground.
ISO 62 / ASTM D570:	Water Absorption <1% after 24 hours immersion.
Volume Resistivity:	1.3Tera Ohms / cm
Operating Temperature:	Operating Temperature: -40°C / +49°C
DIN 51130:	Slip Resistance Testing rating R11

Product Range



Cable Covers

Low profile single channel cable covers for use with pedestrian traffic and low volume vehicular traffic. Ideal for protecting a wide range of cables with overall diameters up to 12mm or 20mm.



Black Line Cable Ramps

1, 2, 3 and 5 channel cable ramps ideal for pedestrian traffic and low volume vehicular traffic. Highly visible with black lids, red base and red side ramps.



Red Line Cable Ramps

3, 4 and 5 channel heavy duty cable ramps ideal for high volume vehicular traffic. Highly visible with red extra thick lids, black base and black side ramps.



Black Line Mobility Ramps

DDA compliant mobility access ramps for use with pedestrian traffic and low volume vehicular traffic.



Red Floor 3 Mobility Access Ramps and Kits

3 channel heavy duty modular cable protection system with DDA compliant mobility access ramps, for use with high volume vehicular and all pedestrian traffic.



Red Floor 5 Mobility Access Ramps and Kits

5 channel heavy duty modular cable protection system with DDA compliant mobility access ramps, for use with high volume vehicular and all pedestrian traffic.

CableGuard in Action



CableGuard products have many different applications, our cable covers can be used for just about any application to protect small diameter electrical cables from damage and prevention from tripping.

Ideal for internal or external use in areas such as schools, offices, theatres, gardens or building sites. Our standard ranges are used to protect large electrical cables, pipes and hoses. Some typical applications would be sporting events, concerts, venues and stadia, large industrial factories or complex, docks, markets, mining and construction sites.

We have supplied many high profile events, venues and industrial sites with a growing list of new applications.

See more of our CableGuards in action on our website www.cableguard.com



Single Channel Cable Covers

Low Profile Single Channel Cable Covers
for use with pedestrian traffic and low
volume vehicular traffic.



Single Channel Cable Cover | CC1 – 12/38

Diameters up to 12mm

Low profile Single Channel Cable cover for use with pedestrian traffic and low volume vehicular traffic.

- Ideal for protecting a wide range of cables including network cabling and 13 amp mains or 16 amp power cables with an overall diameter up to 12mm.
- Suitable for internal and external applications.
- Manufactured from a proprietary UV stabilised and halogen free durable polyurethane, non-conductive material.
- Supplied as standard with either a highly visible red (RAL 3020) or black colour.
- Unique tread pattern and rubber anti slip pads to the underside to provide maximum grip.
- Easily connected together to protect any length of cable.
- Manufactured in the UK.
- Operating temperature -40°C to +49°C.



CC1-12/38

No. of Channels	1
Channel Size W x H (mm)	38 x 12
Height (mm)	22
Width (mm)	133
Length (mm)	765
Weight (kg)	1.1

* Dimensions and weights are nominal and accurate to approximately 1%



Single Channel Cable Cover | CC1 – 20/45

Diameters up to 20mm

Low profile Single Channel Cable cover for use with pedestrian traffic and low volume vehicular traffic.

- Ideal for protecting a wide range of cables or hoses including 32 amp 1ph/3ph power cabling and pneumatic air hoses with an overall diameter up to 20mm.
- Suitable for internal and external applications.
- Manufactured from a proprietary UV stabilised and halogen free durable polyurethane, non-conductive material.
- Supplied as standard with either a highly visible red (RAL 3020) or black colour.
- Unique tread pattern and rubber anti slip pads to the underside to provide maximum grip.
- Easily connected together to protect any length of cable.
- Manufactured in the UK.
- Operating temperature -40°C to +49°C.



CC1-20/45	
No. of Channels	1
Channel Size W x H (mm)	45 x 20
Height (mm)	32
Width (mm)	220
Length (mm)	770
Weight (kg)	2.5

* Dimensions and weights are nominal and accurate to approximately 1%



Black Line

1, 2, 3 and 5 Channel Ramps

Ideal for pedestrian traffic and low volume vehicular traffic.



Black Line 1, 2, 3 and 5 Channel

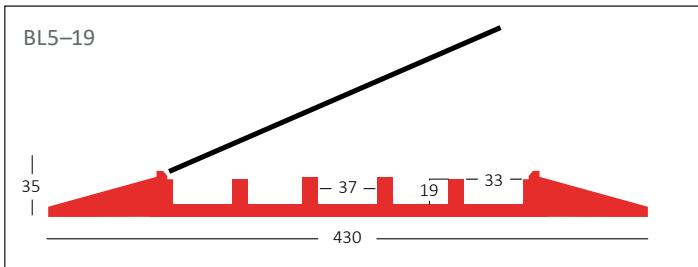
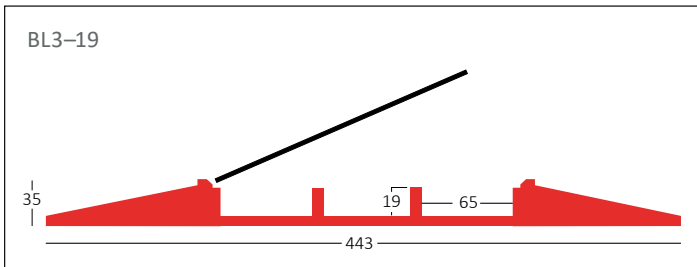
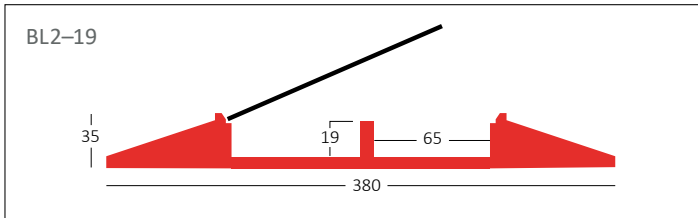
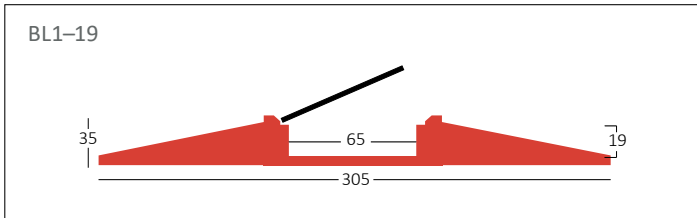



SMALL DOG-BONE
CONNECTOR

Low Profile

Regular use, low profile lightweight cable ramps with dog bone connectors for use with pedestrian traffic and low volume vehicular traffic.

- Available in single, two, three and five channel designs.
- The CableGuard low profile design minimises trip hazards whilst ensuring a smooth and safe crossing for vehicles, pedestrians and mobility aids.
- Highly visible with black lids, red base and red side ramps.
- Maximum load per axle 4763 Kg @ 20°C.



Part Number	No. of channels	Channel Size W x H (mm)	Height (mm)	Width (mm)	Length (mm)	Weight (kg)
BL1-19	1	65 x 19	35	305	910	5.4
BL2-19	2	65 x 19	35	380	910	6.8
BL3-19	3	65 x 19	35	443	910	9.1
BL5-19	5	(4x) 33 x 19 (1x) 37 x 19	35	430	910	8.2

* Dimensions and weights are nominal and accurate to approximately 1%

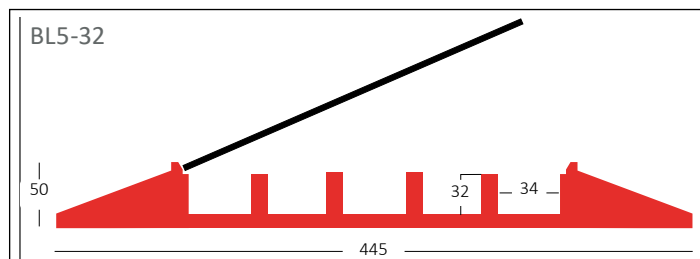
Black Line 5 Channel



T-BONE CONNECTOR

5 Channel Regular use, lightweight cable ramps with T connector for use with pedestrian traffic and low volume vehicular traffic.

- Highly visible with black lids, red base and red side ramps.
- Maximum load per axle 4763 Kg @ 20°C.



Part Number	No. of channels	Channel Size W × H (mm)	Height (mm)	Width (mm)	Length (mm)	Weight (kg)
BL5-32	5	34 × 32	50	445	910	10.0
BL5-32-EP (end piece pair)	5	34 × 32	50	445	120	2.3
BL5-32-LT (left turn)	5	34 × 32	50	483	640	6.8
BL5-32-RT (right turn)	5	34 × 32	50	483	640	6.8
BL5/RF5-TP (transition piece)	5	34 × 32	50	510	450	7.2
RF5/BL5-TP (transition piece)	5	34 × 32	50	510	450	7.2

* Dimensions and weights are nominal and accurate to approximately 1%

Red Line

3, 4 and 5 Channel Ramps

Heavy Duty Cable Ramps ideal for high volume vehicular traffic.



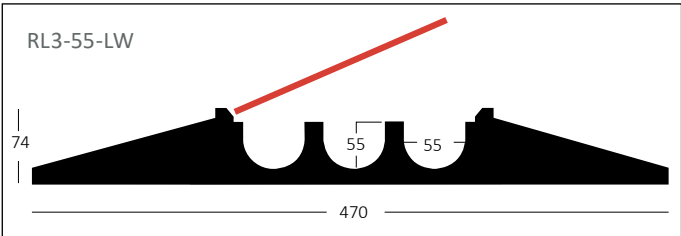

Red Line 3 Channel | RL3-55-LW



LARGE DOG-BONE
CONNECTOR

Heavy duty 3 channel cable ramps with dog-bone connectors for use with high volume vehicular traffic. Highly visible with red extra thick lids, black base and low angle (20°) black side ramps.

- Maximum load per axle 9140 Kg @ 20°C.
- Red Line 3 Channel (RL3-55-LW) also connects directly to a Red Floor 3 Channel (RF3-55).



Part Number	No. of channels	Channel Size W x H (mm)	Height (mm)	Width (mm)	Length (mm)	Weight (kg)
RL3-55-LW	3	55 x 55	74	470	910	14.5

* Dimensions and weights are nominal and accurate to approximately 1%

Red Line 3 Accessories



LARGE DOG-BONE
CONNECTOR


Accessories include left and right turns, transition pieces to our Red Floor modular ramps and end boots.



Part Number	No. of channels	Channel Size W x H (mm)	Height (mm)	Width (mm)	Length (mm)	Weight (kg)
RL3-55-LT (left turn 45°)	3	55 x 55	74	470	490	8.35
RL3-55-RT (right turn 45°)	3	55 x 55	74	470	490	8.35
RL3-55-T (t piece)	3	55 x 55	74	545	495	12.5
RL3-55-LTS (left turn 22.5°)	3	55 x 55	74	474	540	11.1
RL3-55-RTS (right turn 22.5°)	3	55 x 55	74	474	540	11.1
RL3-55-EP (end pieces)	3	55 x 55	74	474	320	5

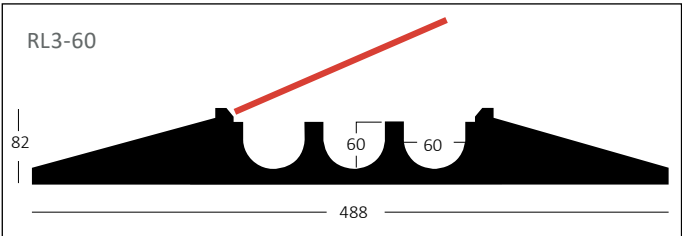



* Dimensions and weights are nominal and accurate to approximately 1%

Red Line 3 Channel 60mm | RL3-60



Heavy Duty 3 Channel Cable Ramp with large Dog Bone connector for use with high volume pedestrian and vehicular traffic.

- Highly visible with red lids and black base.
- Large 60mm channel size.
- Maximum load per axle 9140 kg @ 20°C.



Part Number	No. of channels	Channel Size W x H (mm)	Height (mm)	Width (mm)	Length (mm)	Weight (kg)
RL3-60	3	60 x 60	82	488	910	16.6

* Dimensions and weights are nominal and accurate to approximately 1%


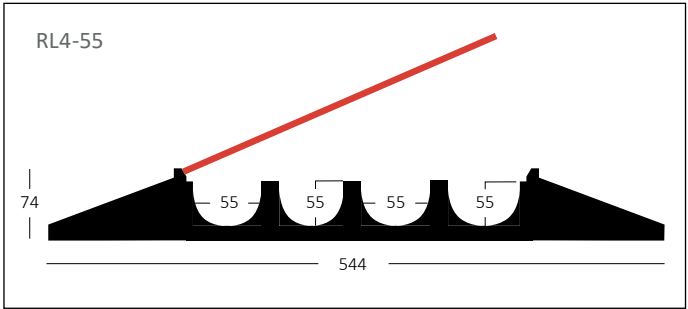
Red Line 4 Channel | RL4-55



LARGE DOG-BONE
CONNECTOR

Heavy duty, lightweight 4 channel cable ramps with Dog-bone connectors for use with high volume vehicular traffic.

- Highly visible with red extra thick lids, black base and low angle (20°) black side ramps.
- Maximum load per axle 11,500 Kg @ 20°C.



Part Number	No. of channels	Channel Size W x H (mm)	Height (mm)	Width (mm)	Length (mm)	Weight (kg)
RL4-55	4	55 x 55	74	544	910	18.2

* Dimensions and weights are nominal and accurate to approximately 1%

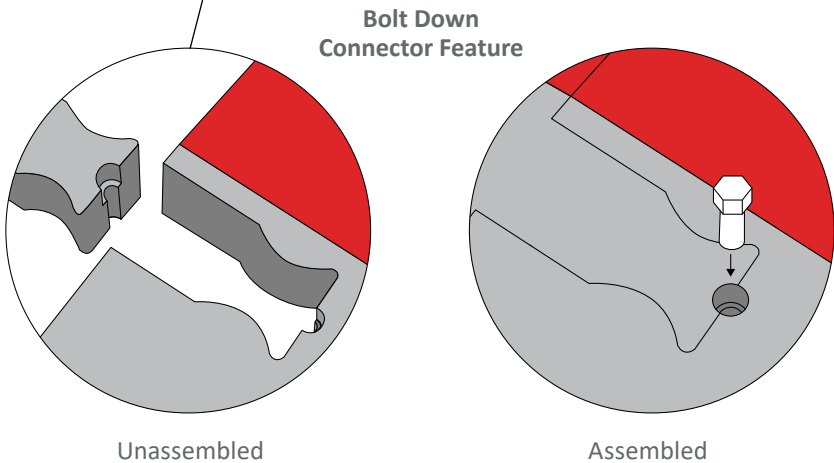
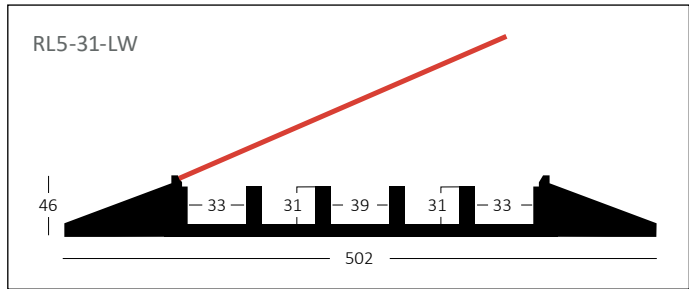

Red Line 5 Channel | RL5-31-LW

LARGE DOG-BONE
CONNECTOR
(with bolt down feature)



Heavy duty 5 channel cable ramps with Dog-bone connectors for use with high volume vehicular traffic.

- Highly visible with red extra thick lids, black base and low angle (20°) black side ramps.
- Maximum load per axle 9140 Kg @ 20°C.



Part Number	No. of channels	Channel Size W x H (mm)	Height (mm)	Width (mm)	Length (mm)	Weight (kg)
RL5-31-LW	5	(4 x) 33 x 31 (1 x) 39 x 31	46	502	910	12.2

* Dimensions and weights are nominal and accurate to approximately 1%

Red Line 5 Channel - Scalloped Lid



LARGE DOG-BONE
CONNECTOR
(with bolt down feature)



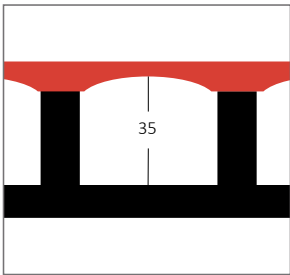
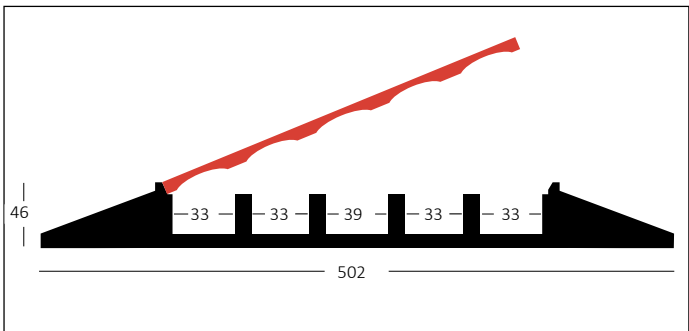

*See page 17 for diagram

Heavy duty 5 channel cable ramps with Dog-bone connectors for use with high volume vehicular traffic. Highly visible with red extra thick lids, black base and low angle (20°) black side ramps.

- Maximum load per axle 9140 Kg @ 20°C.
- Red Line 5 Channel- Scalloped Lid (RL5-33-SL) also connects directly to a Red Line 5 Channel (RL5-31-LW).



RL5-33-SL



Increased channel
height ideal for larger
cable diameters

Part Number	No. of channels	Channel Size W x H (mm)	Height (mm)	Width (mm)	Length (mm)	Weight (kg)
RL5-33-SL	5	(4 x) 33 x 35 (1 x) 39 x 35	46	502	910	11.6

* Dimensions and weights are nominal and accurate to approximately 1%

Red Line 5 Accessories

LARGE DOG-BONE
CONNECTOR

Accessories include left and right turns, transition pieces to our Red Floor modular ramps and end boots.



RL5-31-LT



RL5-31-RT



RL5-31-EP



RL5/RF5-TP



RF5/RL5-TP

Part Number	No. of channels	Channel Size W × H (mm)	Height (mm)	Width (mm)	Length (mm)	Weight (kg)
RL5-31-LT (left turn 45°)	5	(4 ×) 33 × 31 (1 ×) 39 × 31	46	502	640	6.4
RL5-31-RT (right turn 45°)	5	(4 ×) 33 × 31 (1 ×) 39 × 31	46	502	640	6.7
RL5/RF5-TP (transition piece)	5	(4 ×) 33 × 31 (1 ×) 39 × 31	48	572	500	7.2
RF5/RL5-TP (transition piece)	5	(4 ×) 33 × 31 (1 ×) 39 × 31	48	572	500	7.2
RL5-31-EP (end piece pair)	5	(4 ×) 33 × 31 (1 ×) 39 × 31	46	502	270	3


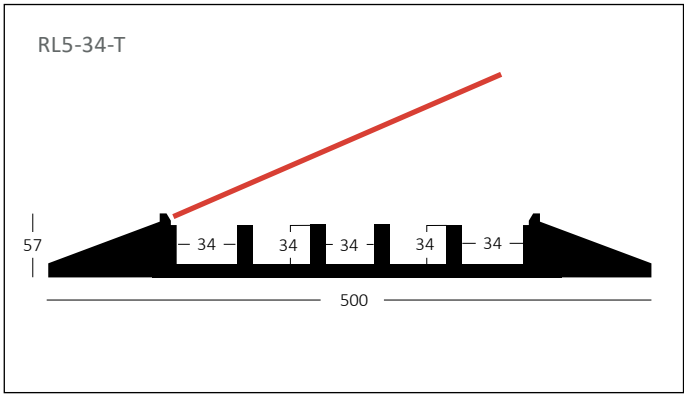

* Dimensions and weights are nominal and accurate to approximately 1%

Red Line 5 Channel | RL5-34-T



Heavy duty 5 channel cable ramps with large T connectors for use with high volume vehicular traffic.


- Highly visible with red extra thick lids, black base and black side ramps.
- Maximum load per axle 9140 Kg @ 20°C.



Part Number	No. of channels	Channel Size W x H (mm)	Height (mm)	Width (mm)	Length (mm)	Weight (kg)
RL5-34-T	5	34 x 34	57	500	910	12.9

* Dimensions and weights are nominal and accurate to approximately 1%


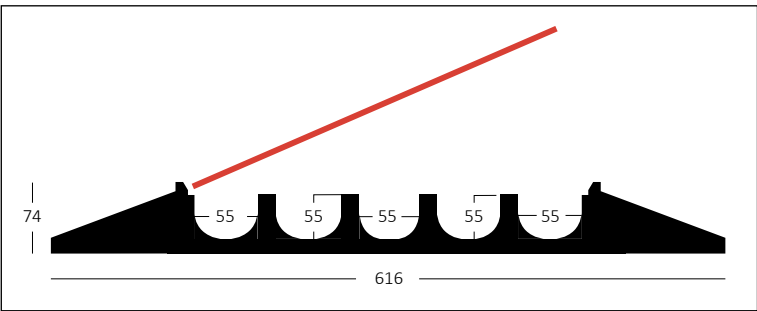
Red Line 5 | RL5-55



with large 55mm channels

Heavy Duty 5 Channel cable ramp for use with high volume vehicular traffic. Protects large cable or hose with diameters up to 55mm.

- Maximum load per axle 11,500Kg @ 20°C.
- With Large Dog Bone Connectors.
- Has capacity to house Powerline QC single pole connectors within each channel.



Capacity to house Powerline QC single pole connectors with 120mm² cable

Part Number	No. of channels	Channel Size W x H (mm)	Height (mm)	Width (mm)	Length (mm)	Weight (kg)
RL5-55	5	55 x 55	74	616	910	20.5

* Dimensions and weights are nominal and accurate to approximately 1%

Black Line

1, 2, 3 and 5 Channel
Modular Mobility Access Ramps



Black Line Modular Mobility Ramp

1 Channel - BL1-19-WR





DDA Compliant



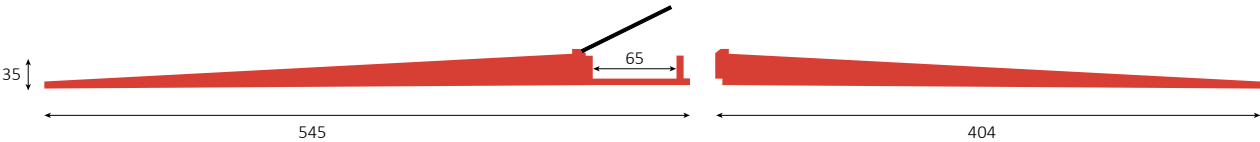
DOG-BONE
CONNECTOR

Our 2 piece Black Line Modular Mobility Access Ramps are designed for easy storage, are DDA compliant and can be used for pedestrian traffic and low volume vehicular traffic.

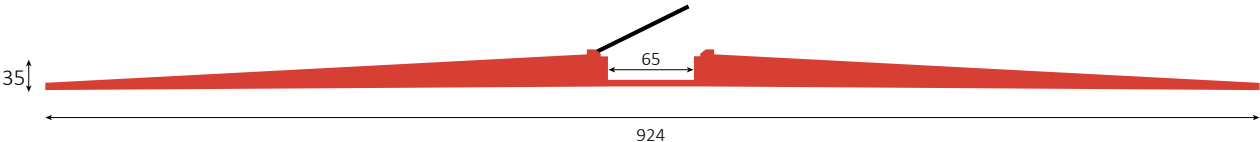
- Modular design with two detachable pieces for easy storage and portability.
- DDA compliant for pedestrian and low volume vehicular traffic.
- 1 channel (2, 3 and 5 channel versions also available).
- Black lids and red side ramps for high visibility.
- Maximum load per axle 4763 Kg @ 20°C.
- Compatible with previous single piece version.



Unassembled



Assembled



Part Number	No. of channels	Channel Size W x H (mm)	Height (mm)	Width (mm)	Length (mm)	Weight (kg)
BL1-19-WR	1	65 x 19	35	920	920	15.5

* Dimensions and weights are nominal and accurate to approximately 1%

Black Line Modular Mobility Ramp

2 Channel - BL2-19-WR

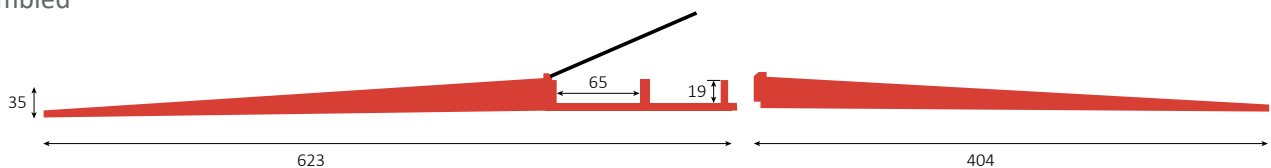


Our 2 piece Black Line Modular Mobility Access Ramps are designed for easy storage, are DDA compliant and can be used for pedestrian traffic and low volume vehicular traffic.

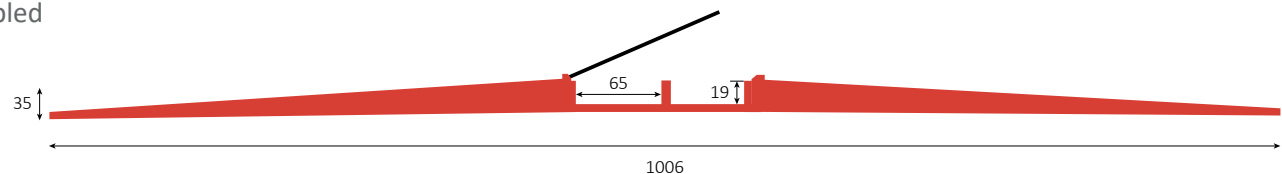
- Modular design with two detachable pieces for easy storage and portability.
- DDA compliant for pedestrian and low volume vehicular traffic.
- 2 channels (1,3 and 5 channel versions also available).
- Black lids and red side ramps for high visibility.
- Maximum load per axle 4763 Kg @ 20°C.
- Compatible with previous single piece version.



Unassembled



Assembled



Part Number	No. of channels	Channel Size W x H (mm)	Height (mm)	Width (mm)	Length (mm)	Weight (kg)
BL2-19-WR	2	65 x 19	35	1000	920	17.8

* Dimensions and weights are nominal and accurate to approximately 1%

Black Line Modular Mobility Ramp

3 Channel - BL3-19-WR





DDA Compliant

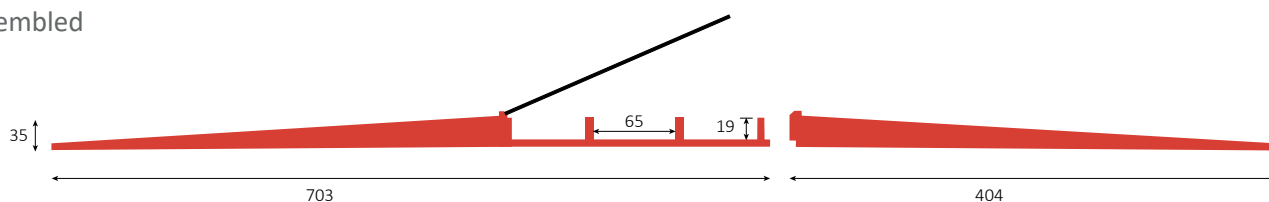
DOG-BONE
CONNECTOR

Our 2 piece Black Line Modular Mobility Access Ramps are designed for easy storage, are DDA compliant and can be used for pedestrian traffic and low volume vehicular traffic.

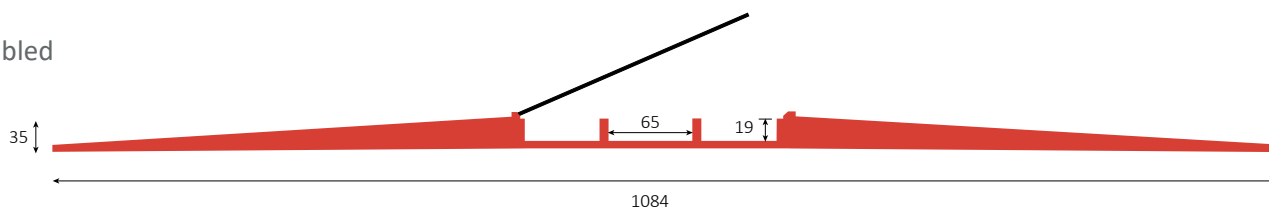
- Modular design with two detachable pieces for easy storage and portability.
- DDA compliant for pedestrian and low volume vehicular traffic.
- 3 channels (1,2 and 5 channel versions also available).
- Black lids and red side ramps for high visibility.
- Maximum load per axle 4763 Kg @ 20°C.
- Compatible with previous single piece version.



Unassembled



Assembled



Part Number	No. of channels	Channel Size W x H (mm)	Height (mm)	Width (mm)	Length (mm)	Weight (kg)
BL3-19-WR	3	65 x 19	35	1080	920	18.4

* Dimensions and weights are nominal and accurate to approximately 1%


Black Line Modular Mobility Ramp

5 Channel - BL5-19-WR

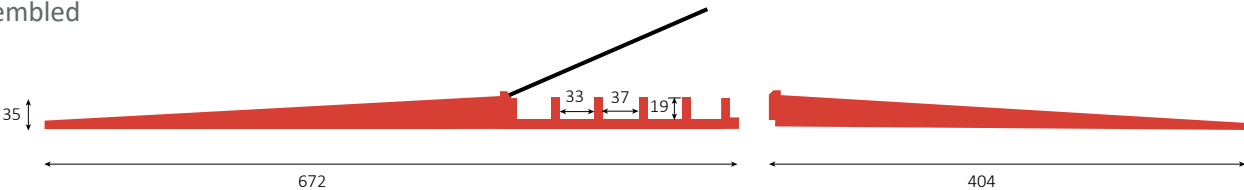


Our 2 piece Black Line Modular Mobility Access Ramps are designed for easy storage, are DDA compliant and can be used for pedestrian traffic and low volume vehicular traffic.

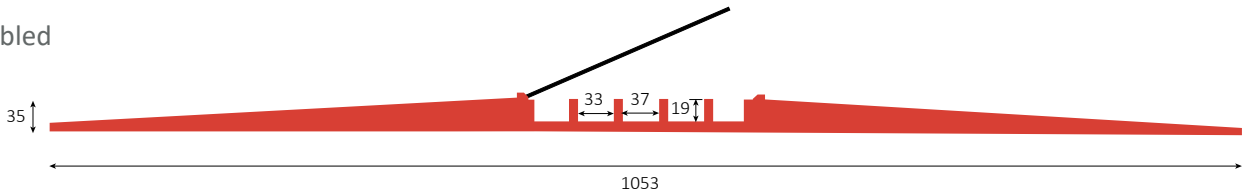
- Modular design with two detachable pieces for easy storage and portability.
- DDA compliant for pedestrian and low volume vehicular traffic.
- 5 channels (1,2 and 3 channel versions also available).
- Black lids and red side ramps for high visibility.
- Maximum load per axle 4763 Kg @ 20°C.
- Compatible with previous single piece version.



Unassembled



Assembled



Part Number	No. of channels	Channel Size W × H (mm)	Height (mm)	Width (mm)	Length (mm)	Weight (kg)
BL5-19-WR	5	(4x) 33 x 19 / (1x) 37 x 19	35	1050	920	18.3

* Dimensions and weights are nominal and accurate to approximately 1%

Pallet Storage and Transportation Instructions

Black Line Modular Mobility Access Ramps

STEP 1.

Place 1st mobility ramp on the pallet.




STEP 2.

Place side ramp on top as shown.



STEP 3.

Place next mobility ramp on top.



STEP 4.

Repeat steps 2 and 3 to store all required ramps.



PLEASE NOTE:


Maximum number of mobility ramps per pallet = 20

Ten 47 Limited is unable to assume liability for consequential damage to Cableguards incorrectly packaged or stored.

Red Floor

2, 3 and 5 Channel Ramps

Heavy duty modular protection cable system
with mobility access ramps.



Red Floor 2 Channel - 90mm




DDA Compliant

HOURGLASS
CONNECTOR

Heavy duty modular 2 Channel cable protection system for cables and hoses up to 90mm diameter. With DDA compliant mobility access ramps and for use with high volume vehicular and all pedestrian traffic.

- Highly visible with red extra thick lids and red bases.
- Maximum load per axle 9140 Kg @ 20°C.
- Connect the 2 channel centre pieces together to provide a flat floor surface protecting as many cables as required.



Other options

Various configurations are available using this system with our Red Floor 3 65mm, Red Floor 3 55mm and Red Floor 5 31mm (see page 32 for example).

Part Number	No. of channels	Channel Size W x H (mm)	Height (mm)	Width (mm)	Length (mm)	Weight (kg)
RF3/5-WMR (wheelchair male ramp)	N/A	N/A	48	515	910	9.8
IN55-31M (55mm - 31mm intermediate male)	N/A	N/A	77	405	910	11.7
IN65-55M (65mm - 55mm intermediate male)	N/A	N/A	88	158	910	9.5
IN90-65M (90mm - 65mm intermediate male)	N/A	N/A	115	395	910	24.3
RF2-90-C (centre section)	2	90 x 90	116	260	910	11.8
IN90-65F (90mm - 65mm intermediate female)	N/A	N/A	115	288	910	17.8
IN65-55F (65mm - 55mm intermediate female)	N/A	N/A	88	160	910	9.5
IN55-31F (55mm - 31mm intermediate female)	N/A	N/A	77	380	910	15.2
RF3/5-WFR (wheelchair female ramp)	N/A	N/A	48	500	910	10.5




HOURGLASS
CONNECTOR

Red Floor 3 Channel - 65mm

Heavy duty modular 3 Channel cable protection system for cables up to 65mm diameter. With DDA compliant mobility access ramps and for use with high volume vehicular and all pedestrian traffic.

- Highly visible with red extra thick lids and red bases.
- Maximum load per axle 9140 Kg @ 20°C.
- Connect the 3 channel centre pieces together to provide a flat floor surface protecting as many cables as required.

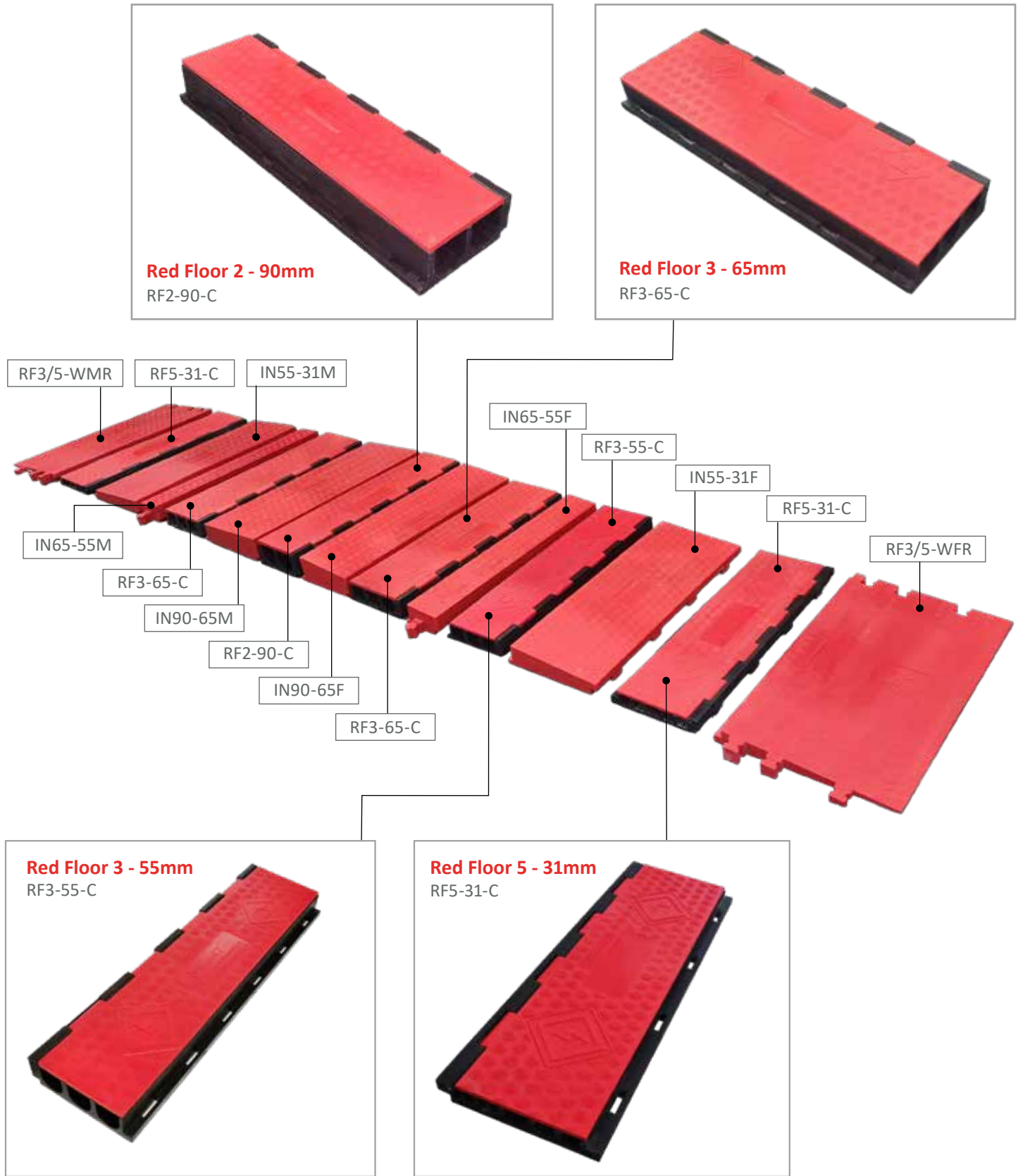


Other options

Various configurations are available using this system with our Red Floor 2 90mm, Red Floor 3 55mm and Red Floor 5 31mm (see page 32 for example).

Part Number	No. of channels	Channel Size W x H (mm)	Height (mm)	Width (mm)	Length (mm)	Weight (kg)
RF3/5-WMR (wheelchair male ramp)	N/A	N/A	48	515	910	9.8
IN55-31M (55mm - 31mm intermediate male)	N/A	N/A	77	405	910	11.7
IN65-55M (65mm - 55mm intermediate male)	N/A	N/A	88	158	910	9.5
RF3-65-C (centre section)	3	65 x 65	88	295	910	12.3
IN65-55F (65mm - 55mm intermediate female)	N/A	N/A	88	160	910	9.5
IN55-31F (55mm - 31mm intermediate female)	N/A	N/A	77	380	910	15.2
RF3/5-WFR (wheelchair female ramp)	N/A	N/A	48	500	910	10.5

Red Floor 2/3/5 Channel - Example Configuration



Red Floor 3 Channel - 55mm



DDA Compliant
(when connected to
wheelchair access ramps)

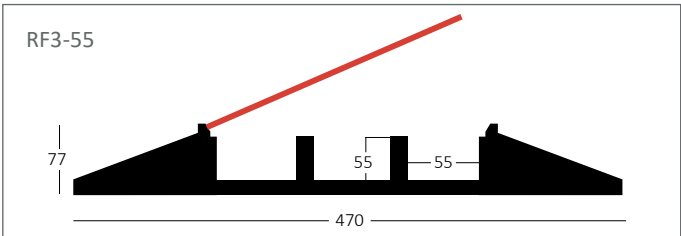


DOG-BONE
CONNECTOR

Heavy duty modular cable protection system with DDA compliant mobility access ramps and large Dog-bone connectors for use with high volume vehicular and all pedestrian traffic.

- Highly visible with red extra thick lids and black base.
- Available with low angle (20°) black side ramps or red wheelchair access ramps.
- Maximum load per axle 9140 Kg @ 20°C.
- Connect the 3 channel centre pieces together provide a flat floor surface protecting as many cables as required.

Note: Red Line 3 Channel (RL3-55) also connects directly to a Red Floor 3 Channel (RF3-55)



Part Number	No. of channels	Channel Size W x H (mm)	Height (mm)	Width (mm)	Length (mm)	Weight (kg)
RF3-55 (centre section, male and female ramps assembled)	3	55 x 55	77	470	910	17.8
RF3-55-C (centre section only)	3	55 x 55	77	230	910	9.3
RF3-55-MR (standard male ramp)	N/A	N/A	77	120	910	4.2
RF3-55-FR (standard female ramp)	N/A	N/A	77	120	910	4.3

* Dimensions and weights are nominal and accurate to approximately 1%

Red Floor 3 Channel Accessories

Wheelchair access ramps and corner pieces can be supplied individually or as part of the MAK 3 (3 channel Mobility Access Kit).



Part Number	No. of channels	Channel Size W × H (mm)	Height (mm)	Width (mm)	Length (mm)	Weight (kg)
RF3/5-WFR (wheelchair female ramp)	N/A	N/A	48	500	910	10.5
RF3/5-WMR (wheelchair male ramp)	N/A	N/A	48	515	910	9.8
IN55-31M (55mm - 31mm intermediate male)	N/A	N/A	77	335	910	11.7
IN55-31F (55mm - 31mm intermediate female)	N/A	N/A	77	380	910	15.2
RF3-CP-F (set of 2 ramps with female connectors in corner pieces)	N/A	N/A	77	905	450	16.2
RF3-CP-M (set of 2 ramps with male connectors in corner pieces)	N/A	N/A	77	905	450	16.2

* Dimensions and weights are nominal and accurate to approximately 1%


Red Floor 3 Channel Mobility Access Kit - MAK3

Heavy duty modular protection cable system with mobility access ramps and large hourglass connectors for use with high volume vehicular and all pedestrian traffic.

This kit allows a mobility access point in a run of our Red Line 3 Channel Cable Ramps (RL3-55).


Kit contains:

- 2 × RF3-55-C
- 1 × RF3/5-WFR
- 1 × RF3/5-WMR
- 1 × IN55-31F
- 1 × IN55-31M
- 1 × RF3-CP-M
- 1 × RF3-CP-F



MAK3 Unassembled

MAK3 Assembled



Red Floor 5 Channel | RF5-31



DDA Compliant
(when connected to
wheelchair access ramps)



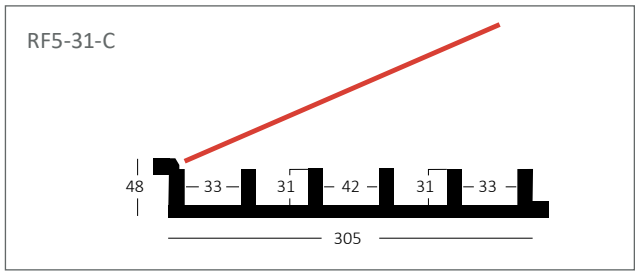
HOURGLASS
CONNECTOR

Heavy duty modular cable protection system with DDA compliant mobility access ramps and hourglass connectors for use with high volume vehicular and all pedestrian traffic.

- Highly visible with red extra thick lids, black base.
- Available with low angle (20°) black side ramps or red wheelchair access ramps.
- Maximum load per axle 9140 Kg @ 20°C.
- Connect the 5 channel centre pieces together to provide a flat floor surface protecting as many cables as required.



RF5-31-C



RF5-31



RF5-31-MR

RF5-31-FR


Part Number	No. of channels	Channel Size W x H (mm)	Height (mm)	Width (mm)	Length (mm)	Weight (kg)
RF5-31 (centre section, male and female ramps)	5	(4x) 33 x 31 (1x) 42 x 31	48	534	910	12.7
RF5-31-C (centre section only)	5	(4x) 33 x 31 (1x) 42 x 31	48	305	910	7.3
RF5-31-MR (standard male ramp)	N/A	N/A	48	124	910	2.8
RF5-31-FR (standard female ramp)	N/A	N/A	48	105	910	3.1

Red Floor 5 Channel Example Configuration



HOURLASS
CONNECTOR

Red Floor 5 with Male and Female Wheelchair Ramps



RF5-31-C




RF3/5-WFR



RF3/5-WMR

Part Number	No. of channels	Channel Size W x H (mm)	Height (mm)	Width (mm)	Length (mm)	Weight (kg)
RF5-31-C (centre section only)	5	(4x) 33 x 31 (1x) 42 x 31	48	305	910	7.3
RF3/5-WMR (wheelchair male ramp)	N/A	N/A	48	515	910	9.8
RF3/5-WFR (wheelchair female ramp)	N/A	N/A	48	500	910	10.5


Red Floor 5 Channel Accessories



Wheelchair access ramps and corner pieces can be supplied individually or as part of the MAK 5 (5 channel Mobility Access Kits). Transition pieces to allow connection to the Black Line and Red Line 5 channel ramps are also available.



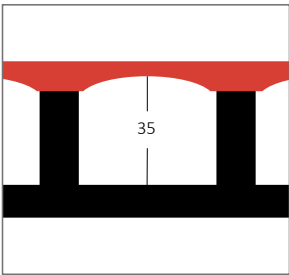
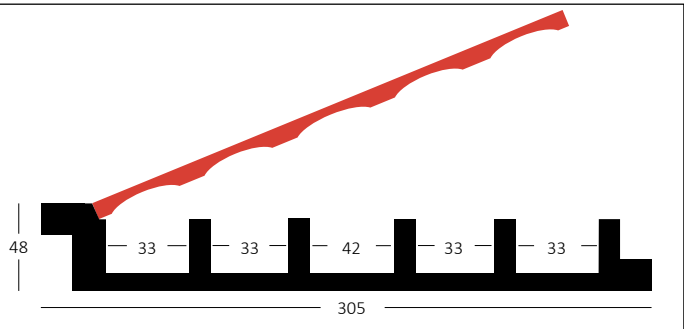


Part Number	No. of channels	Channel Size W × H (mm)	Height (mm)	Width (mm)	Length (mm)	Weight (kg)
RF3/5-WMR (wheelchair male ramp)	N/A	N/A	48	515	910	9.8
RF3/5-WFR (wheelchair female ramp)	N/A	N/A	48	500	910	10.5
RF5-CP-M (set of 2 ramps with single end male connectors in corner pieces)	N/A	N/A	48	905	450	8
RF5-CP-F (set of 2 ramps with single end female connectors in corner pieces)	N/A	N/A	48	905	450	8
RF5/RL5-TP (connect red floor 5 to red line 5 slot)	5	(4 ×) 33 × 31 (1 ×) 39 × 31	48	572	500	7.2
RL5/RF5-TP (connect red line 5 to red floor 5 slot)	5	(4 ×) 33 × 31 (1 ×) 39 × 31	48	572	500	7.2
RF5/BL5-TP (connect red floor 5 to black line 5 slot)	5	33 × 31	50	510	450	7.2
BL5/RF5-TP (connect black line 5 to red floor 5 slot)	5	33 × 31	50	510	450	7.2



Red Floor 5 Channel - Scalloped Lid

Heavy Duty 5 Channel Scalloped Lid Centre piece for use with high volume vehicular traffic and all pedestrian traffic. Available with standard and wheelchair access ramps. Connect the 5 slot centre pieces together to provide a flat floor surface protecting as many cables as required.

- Increased channel height ideal for larger cable diameters.
- Maximum load per axle 9140 Kg @ 20°C
- Compatible with all Red Floor 5 Accessories.



Increased channel height ideal for larger cable diameters

Part Number	No. of channels	Channel Size W x H (mm)	Height (mm)	Width (mm)	Length (mm)	Weight (kg)
RF5-33-SL	5	(4 x) 33 x 35 (1 x) 42 x 35	48	305	910	7.3

* Dimensions and weights are nominal and accurate to approximately 1%


Red Floor 5 Channel Mobility Access Kits

Heavy duty modular protection cable system with mobility access ramps and large hourglass connectors for use with high volume vehicular and all pedestrian traffic.

Red Floor 5 Channel Mobility Access Kit – MAK5

Kit contains:


- 2 x RF5-31-C
- 1 x RF3/5-WFR
- 1 x RF3/5-WMR
- 1 x RF5-CP-M
- 1 x RF5-CP-F



Red Floor 5 Channel Mobility Access Kit with Black Line Adaptors MAK5-B

Kit contains:


- 2 x RF5-31-C (B)
- 1 x RF3/5-WFR (F)
- 1 x RF3/5-WMR (E)
- 1 x BL5/RF5-TP (L)
- 1 x RF5/BL5-TP (K)
- 1 x RF5-CP-M (G)
- 1 x RF5-CP-F (H)



Red Floor 5 Channel Mobility Access Kit with Red Line Adaptors MAK5-R

Kit contains:

- 2 x RF5-31-C (B)
- 1 x RF3/5-WFR (F)
- 1 x RF3/5-WMR (E)
- 1 x RL5/RF5-TP (J)
- 1 x RF5/RL5-TP (I)
- 1 x RF5-CP-M (G)
- 1 x RF5-CP-F (H)



Red Floor Modular Single Channel Dropover | RFD-1-44

Connects directly to our Red Floor mobility access ramp with our Red Floor 5 Channel Cable ramp or via the intermediate piece to our Red Floor 3 Cable ramp. Can also be individually connected to our Red Floor 5 side ramps to allow the user to protect as many cables as required.

- Drop over design eliminates the need for protective lids and eases cable handling.
- Suitable for High volume vehicular traffic.
- Includes the same unique anti slip tread pattern as all our CableGuards.
- Operating Temperature -40°C to +49°C.
- Maximum load per axle 9140 Kg @ 20°C



Example Configurations



For individual parts see page 28 (Red Floor 5 Channel).

Part Number	No. of channels	Channel Size W x H (mm)	Height (mm)	Width (mm)	Length (mm)	Weight (kg)
RFD-1-44	1	50 x 44	50	81	910	2.1

* Dimensions and weights are nominal and accurate to approximately 1%

Personalised Lids

Have your CableGuards permanently personalised with Company Details, Logo or Web Address. Just send us your logo in JPG, PNG, EPS, AI, DXF, BMP or PDF file and we will do it for you.

Size of the customised area is 240 mm x 90 mm.



Assembly, Installation and Disassembly Guide

Assembly Instructions

1. Inspect area for any obstruction.
2. Assemble pieces by aligning female connectors over male connectors.
3. Press with foot to secure female to male connection.
4. Open lid and install cable along channels.
5. Close lid ensuring that it is flush with the base.
6. Test installation under power.
7. Inspect installation periodically to ensure no damage has occurred.



Installation Instructions

1. Installation must be carried out on flat stable surface, avoid inclines and broken ground as damage could occur.
2. No splices must be used within an installation.
3. Avoid concentrated loads.
4. Load capacity decreases with high temperatures, always test before use.
5. Keep different services in separate channels i.e. fluid and power separate.
6. Do not expose cable protector to long term contamination by brake fluid, battery acid or antifreeze.
7. Vehicular traffic must pass over an installation slowly and with caution.
8. Our CableGuards protect cable and hoses from Vehicular or Pedestrian traffic for temporary installations and should be used in accordance with any applicable safety requirements. Installations can be a trip hazard to pedestrians if they are unaware of its presence and additional safety notices may be required in public areas.

Maintenance of product

1. Store product flat.
2. Store in a clean, dry area.
3. Inspect regularly for damage and replace where necessary.
4. Remove any foreign materials either solid or liquid by using a detergent and water solution.

Disassembly Instructions

1. Lift female connector vertically off the male connector, as per the diagram below.



2. Do not lift up from an angle at the female connector end to separate as this could cause damage to the male connector, as per the diagrams below.



Declaration of Conformity

EC Declaration of Conformity

In accordance with ISO/IEC 17050

We:

Ten 47 LTD

of

Unit 2B

Frances Industrial Park

Kirkcaldy

Fife

KY1 2XZ

Declare that:

Product:

CABLE GUARDS

Models:

RED LINE, RED FLOOR, BLACK LINE, CABLE COVERS.

In accordance with the following: 2014/35/EU The Low Voltage Directive.

has been designed and manufactured to comply with Internal Procedures, Tests and also:

IEC 60529:

Degrees of Protection provided by enclosures IP30XC.

EN13501-1 (B2):

Fire Resistance Class B2.

Statutory Instrument 1994:

3260 The Electrical Equipment (Safety) Regulations 1994.

RoHS Directive 2002/95/EC

The Restriction of Hazardous Substances.

IEC 80243 / ASTM D149:

Dielectric Strength 220KV maximum (Black Line = 110KV max).

Bs7671: 2018.

Requirements for Electrical Installations / IEE Wiring Regulations 18th Edition

Bs7909: 2023.

Clause 412-03 Protection by barriers or enclosures.

ISO 62 / ASTM D570:

Code of practice for temporary electrical systems for entertainment

Volume Resistivity:

and related purpose. Clause 8.8 Protection of cables on ground.

Operating Temperature:

Water Absorption <1% after 24 hours immersion.

DIN 51130:

1.3Tera Ohms / cm

-40°C / +49°C

Slip Resistance Testing rating R11

Products do not contain any substances restricted by Regulation (EU) No 573/2024 on fluorinated greenhouse gases insofar as these

compounds are not intentionally added and are not part of the chemical composition of the used ingredients (Halogen free).

I hereby declare that the equipment named above has been designed to comply with the relevant sections

of the above referenced specifications. The unit complies with all essential requirements of the Directives.

Keith Gordon

Director

Kirkcaldy, October 2024

REACH Compliance Statement

Ten 47 Ltd is classed as a downstream user under the European Union Regulation (EC) No 1907/2006 of the European Parliament and of the Council of 18 December 2006 concerning the Registration, Evaluation, Authorization and Restriction of Chemicals (REACH).

Products sold by Ten 47 Ltd are “articles” as defined in REACH Article 3(3). There is no intended release of substances from the products sold under normal or reasonably foreseeable conditions of use. Therefore the requirement in REACH Article 7 (1) (b) to register substances contained in article and intended to be released under normal or reasonably foreseeable conditions of use does not apply.

All of our raw material suppliers are 100% REACH compliant. Once processed these raw materials become chemically inert under normal conditions of use and ensure that Ten 47 Ltd is REACH complaint.

As a responsible manufacturer we will continue to monitor our suppliers to ensure that compliance is maintained.

We reserve the right to make specification and price changes without prior notice or subsequent obligation.
All values shown in this catalogue are nominal unless stated.



Unit 2B Frances Industrial Park
Kirkcaldy, Scotland, UK
KY1 2XZ

Tel: +44 (0)1592 655725

Email: sales@ten47.com

www.ten47.com